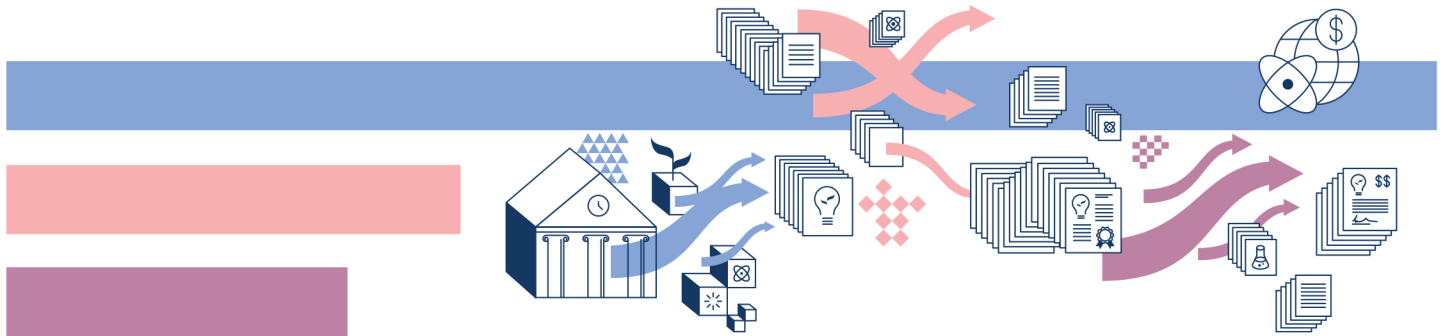


Tech transfer output


2013 2014 2015 2016 2017



Invention disclosures 2016

759

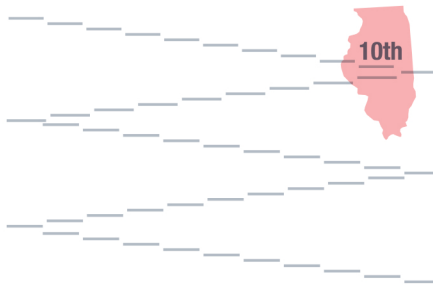
disclosures in 2016, ranking 11th in the nation.



Patents 2016

241

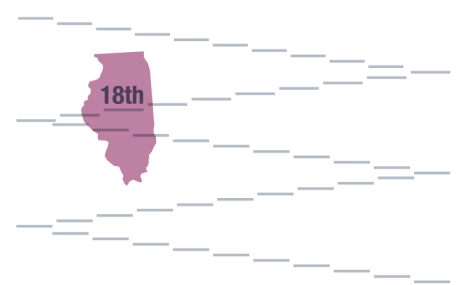
patents issued in 2016, ranking 10th in the nation.



Licenses & Options 2016

181

licenses & options issued in 2016, ranking 18th in the nation.



CAGR 2012-2016

0.8% in Illinois
2.3% nationally



CAGR 2012-2016

3.0% in Illinois
8.3% nationally



CAGR 2012-2016

2.8% in Illinois
5.3% nationally



Disclosures per \$1 billion in R&D investment, 2016

316.25 in Illinois
355.7 nationally



Patents per \$1 billion in R&D investment, 2016

100.4 in Illinois
96.8 nationally



% of licenses bringing in more than \$1 million

3.5% in Illinois
3.1% nationally



Licensing income 2012-2016

\$1.25 billion

in licensing income, ranking 4th in the nation.

