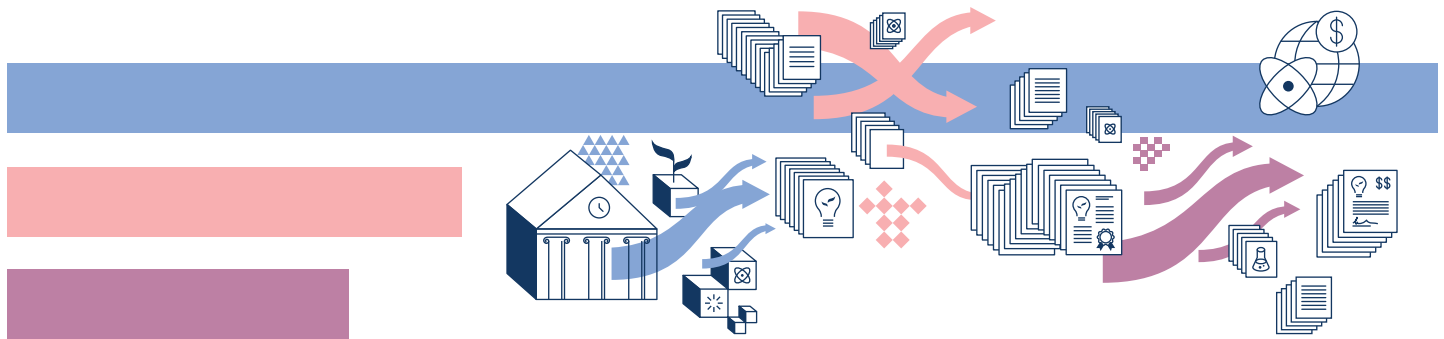


Tech transfer output

2013 2014 2015 2016 2017



Invention disclosures 2016

759

disclosures in 2016, ranking 11th in the nation.

Patents 2016

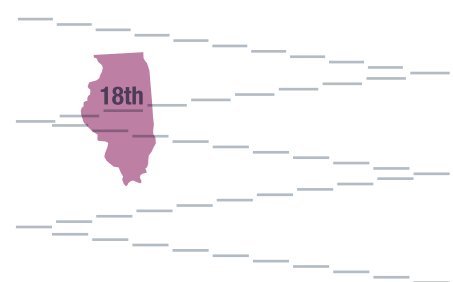
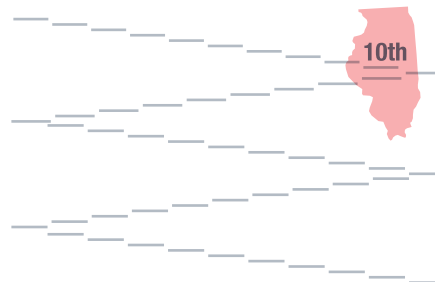

241

patents issued in 2016, ranking 10th in the nation.

Licenses & Options 2016

181

licenses & options issued in 2016, ranking 18th in the nation.



CAGR 2012-2016

0.8% in Illinois

2.3% nationally

CAGR 2012-2016

3.0% in Illinois

8.3% nationally

CAGR 2012-2016

2.8% in Illinois

5.3% nationally

Disclosures per \$1 billion in R&D investment, 2016

316.25 in Illinois

355.7 nationally

Disclosures per \$1 billion in R&D investment, 2016

100.4 in Illinois

96.8 nationally

% of licenses bringing in more than \$1 million

3.5% in Illinois

3.1% nationally

Licensing income 2012-2016

\$1.25 billion

in licensing income, ranking 4th in the nation.